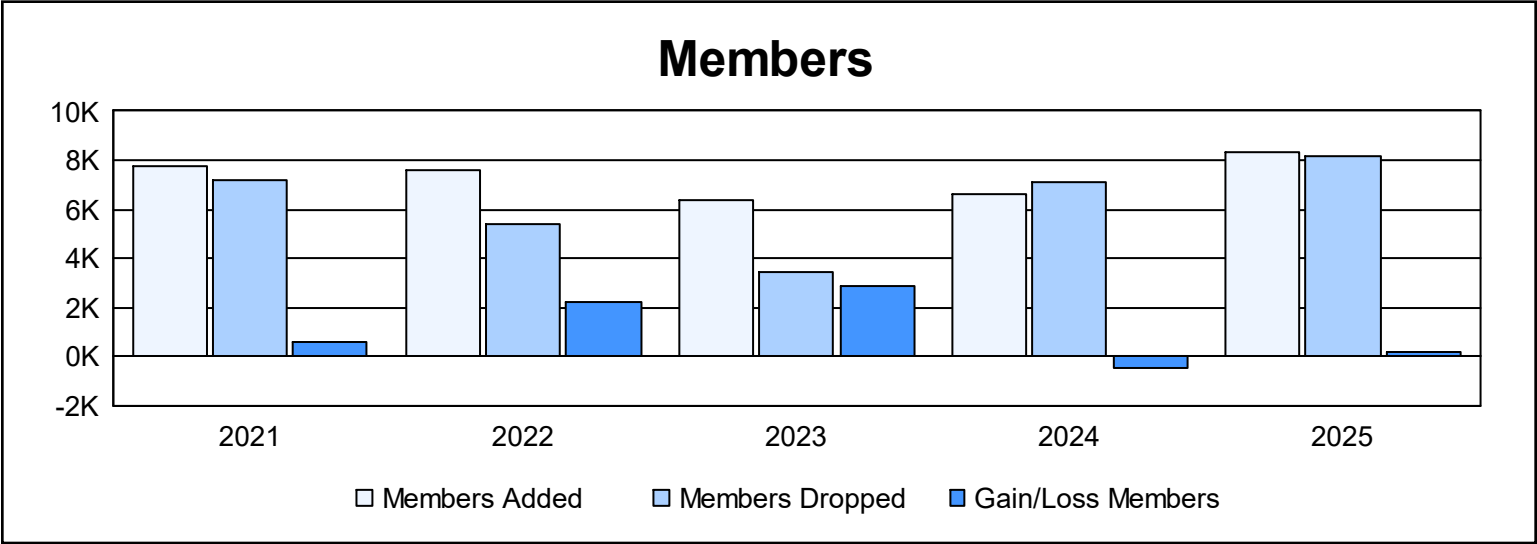
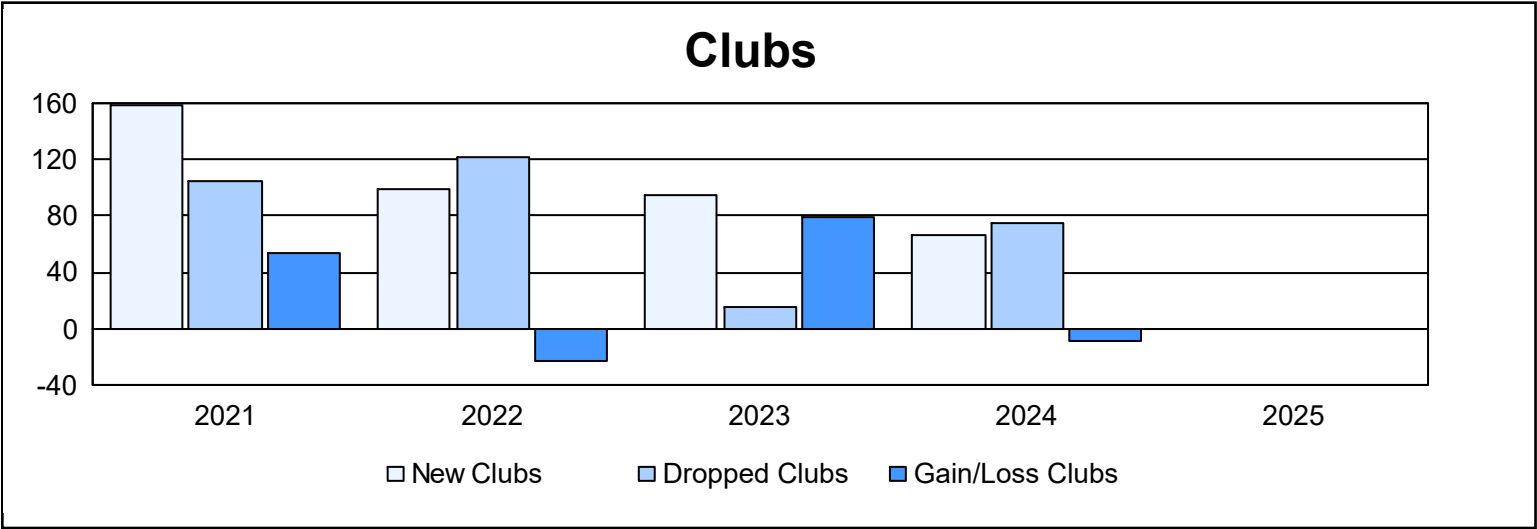
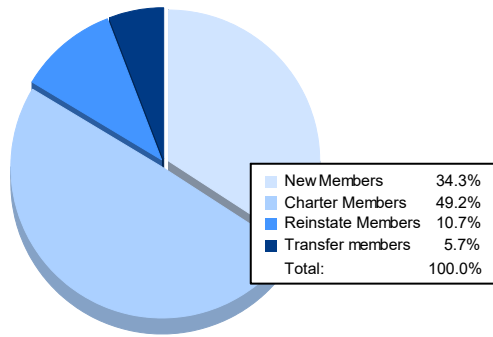


Year	New Clubs	Dropped Clubs	Gain/ Loss Clubs	New Members	Charter Members	Reinstate Members	Transfer Members	Total Member Added	Total Members Dropped	Gain/ Loss Members
2020-2021	158	105	53	2,741	4,460	292	282	7,775	7,168	607
2021-2022	99	122	-23	3,656	3,237	362	377	7,632	5,413	2,219
2022-2023	94	15	79	3,090	2,693	280	276	6,339	3,452	2,887
2023-2024	66	75	-9	3,175	1,783	1,372	267	6,597	7,084	-487
2024-2025				2,851	4,092	893	476	8,312	8,153	159
Average	104	79	25	3,103	3,253	640	336	7,331	6,254	1,077



### Membership Composition June 2025 Cumulative



### Gender Composition June 2025 Cumulative

